



Playlist General Culture Guides 2026-2027

SAKATA®

CONTENTS

- Culture Guidelines
- Planting Diagrams

Note:

- *All Sakata Seed can be sourced from broker of choice
- *All URC included in Playlist will be available through Innovaplant Costa Rica & Innovaplant Guatemala



Tri-Color SunPatiens Kit

- Kit – Order All At Once
- Early Flowering and Perfect Uniformity
- 3 Season Item
- 3/6ppp
 - 3ppp 10" (1 per color)
 - 6ppp 12-14" (2 per color)



Tri-Color SunPatiens Kit

Prop

- Time: 2 - 3 Weeks
- pH 5.8 - 6.2
- EC 0.4 – 0.8
- Temp 72 – 75F
- Constant mist until roots emerge and then mist as needed
- Start feed @ 75ppm N at rooting
- Light to 3000fc after 10 days to avoid stretch and enhance branching

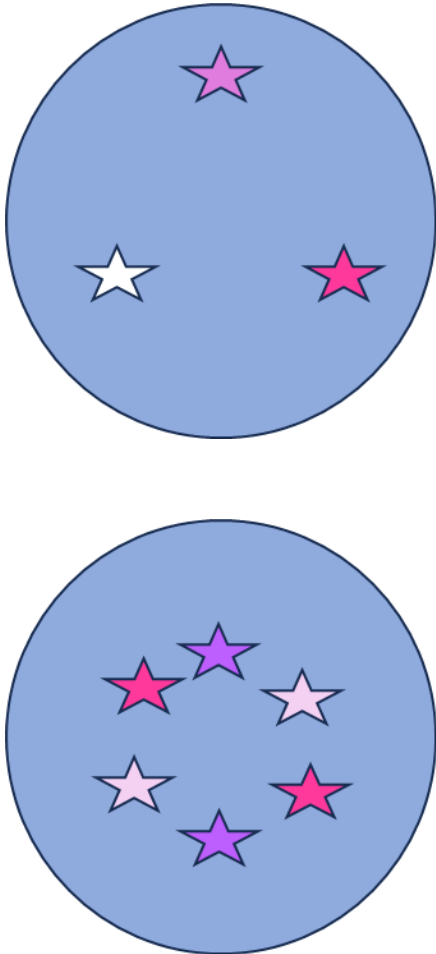
Production




- Time: 8-10 Weeks
- pH 5.8 - 6.2
- EC 0.9 – 1.3
- Temp 65 – 78F
- Slowly dry down as liners establish, then using dry down to tone growth
- Feed with Calcium Nitrate blends to 150ppm N and full minors
- Bonzi drenches of 0.05 – 0.5ppm (Region dependent)



SAKATA®

Tri-Color SunPatiens Kit



	SunPatiens Compact Lavender
	SunPatiens Compact Classic White
	SunPatiens Compact Rose Glow



Tri-Color SuperCal Kit

- Kit – Order Together
- Early Flowering
- For All Kits:
 - 3-6ppm Bonzi Drenches
 - Feed well after establishing
 - Can keep tight with cool nights
- 3/6ppp
 - 3ppp 10" (1 per color)
 - 6ppp 12-14" (2 per color)



Tri-Color SuperCal Kit

Propagation

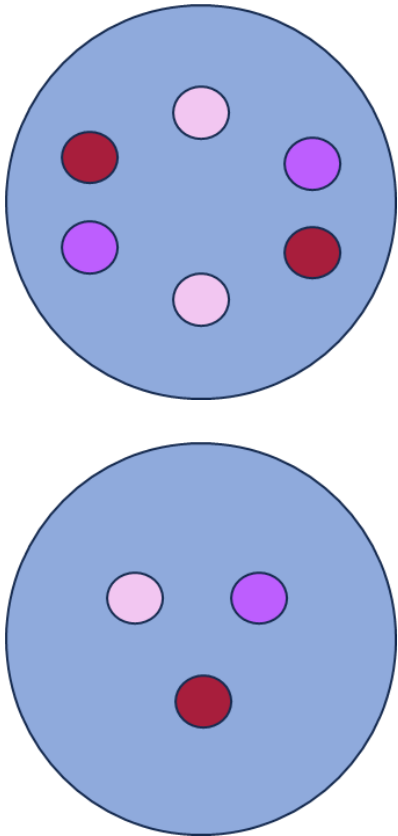
- Time: 4-5 Weeks
- 98-105-128 Cell Tray
- pH 5.5 - 6.0, EC < 0.75 mmhos
- Moderate light levels 1500 to 2000 fc for the first 7-14 days, increase to 3,500 fc to speed development and prevent stretch.
- Mist moderately first 5-7 days until callous; then only as needed to keep turgid.
- 68-72°F soil temperature (bottom heat best)
- After roots develop begin weekly fertilizer 75ppm N (calcium nitrate based preferred)
- PGR: ~2500ppm BNine the week of transplant can help tone liners
- Pinch to 3-5 nodes a week prior to transplanting
 - ***Tank mixes available for a chemical pinch




Production

- **Time from Transplant:**
 - 8-10": 8-9 Weeks
 - 12": 9-10 Weeks
 - 14": 10-11 Weeks
- pH 5.5 - 6.0, EC 0.75 – 1.0 mmhos monitor weekly and leach with clear water if EC's > 2.0
- 65°-72°F Day / 62°-64°F Night**
- Can grow compact and save energy by grow SuperCal at 40-50°F night but add 2-3 weeks to total production
- Can also move to outdoor range in spring to keep light up but temps down
- Maintain moderate soil moisture, as crop matures allow plants to dry between irrigations (severe wilt can increase crop time or damage flowers)
- Once new root growth has initiated begin CLF at 200 - 250ppm, Cal/Mag formulations (13-2-13, 15-5-15)



Tri-Color SuperCal Kit

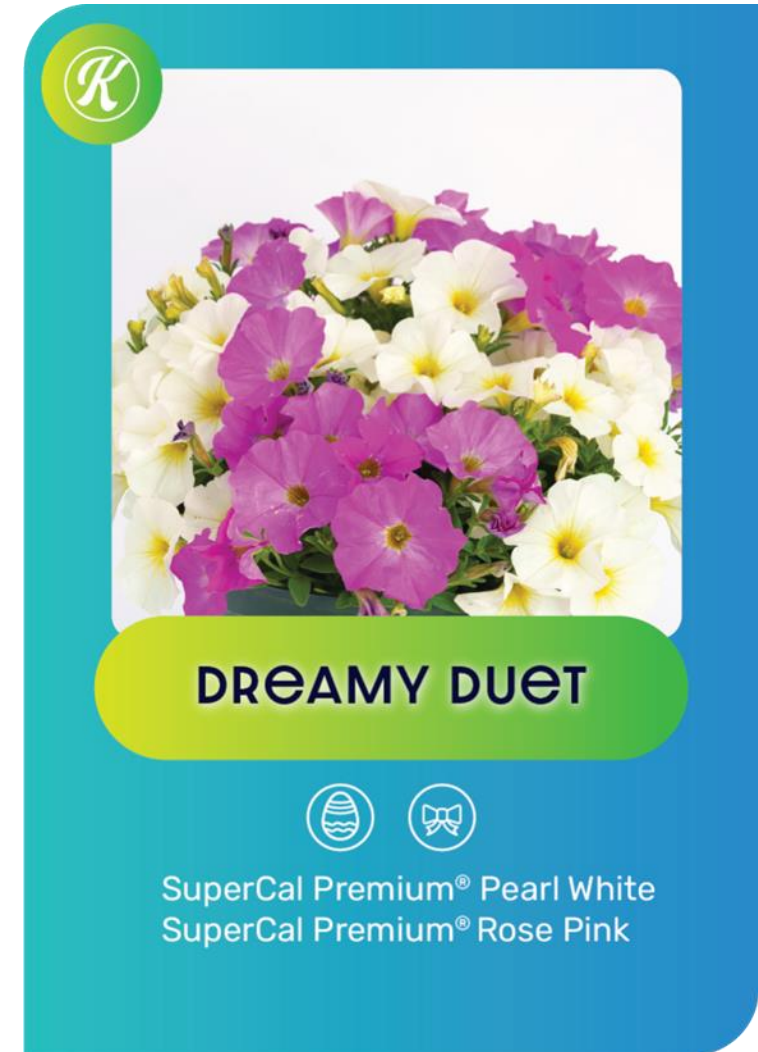


-  SuperCal Premium Bordeaux
-  SuperCal Premium Purple Dawn
-  SuperCal Premium Pink Mist



Bi-Color SuperCal Kit

- Kit – Order Together
- Early Flowering
- If Playlist ‘Dreamy Duet’ (Lower Vigor):
 - 1-2ppm Bonzi Drenches
 - Feed well after establishing
 - Light as much as possible
- For All Other SuperCal Bi-Color Mixes:
 - 3-6ppm Bonzi Drenches
 - Feed well after establishing
 - Can keep tight with cool nights
- 4/6ppp
 - 4ppp 10” (2 per color)
 - 6ppp 12-14” (3 per color)



Bi-Color SuperCal Kit

Propagation

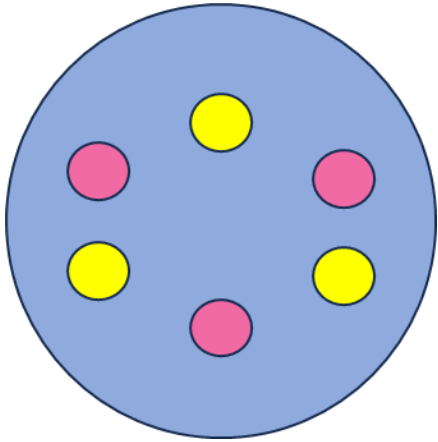
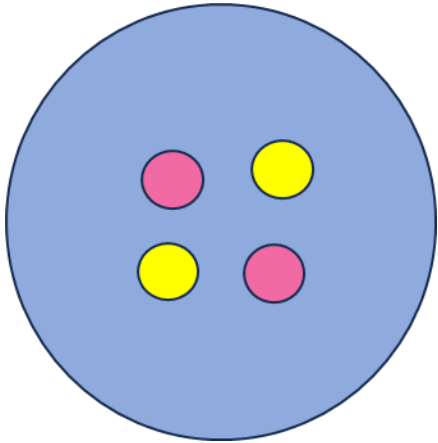
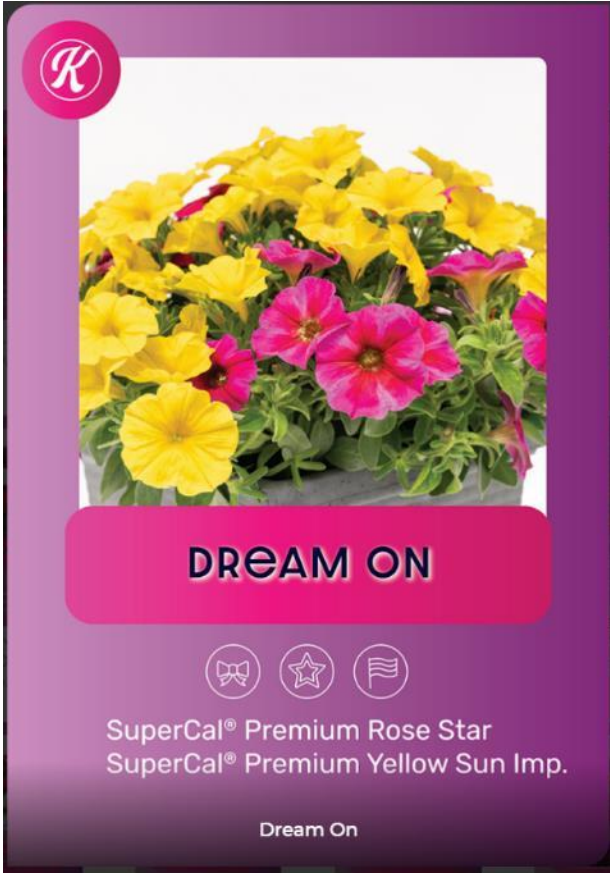
- Time: 4-5 Weeks
- 98-105-128 Cell Tray
- pH 5.5 - 6.0, EC < 0.75 mmhos
- Moderate light levels 1500 to 2000 fc for the first 7-14 days, increase to 3,500 fc to speed development and prevent stretch.
- Mist moderately first 5-7 days until callous; then only as needed to keep turgid.
- 68-72°F soil temperature (bottom heat best)
- After roots develop begin weekly fertilizer 75ppm N (calcium nitrate based preferred)
- PGR: ~2500ppm BNine the week of transplant can help tone liners
- Pinch to 3-5 nodes a week prior to transplanting
 - ***Tank mixes available for a chemical pinch

Production

- **Time from Transplant:**
 - 8-10": 8-9 Weeks
 - 12": 9-10 Weeks
 - 14": 10-11 Weeks
- pH 5.5 - 6.0, EC 0.75 – 1.0 mmhos monitor weekly and leach with clear water if EC's > 2.0
- 65°-72°F Day / 62°-64°F Night**
- Can grow compact and save energy by grow SuperCal at 40-50°F night but add 2-3 weeks to total production
- Can also move to outdoor range in spring to keep light up but temps down
- Maintain moderate soil moisture, as crop matures allow plants to dry between irrigations (severe wilt can increase crop time or damage flowers)
- Once new root growth has initiated begin CLF at 200 - 250ppm, Cal/Mag formulations (13-2-13, 15-5-15)




Bi-Color SuperCal Kit





SuperCal Premium
Rose Star

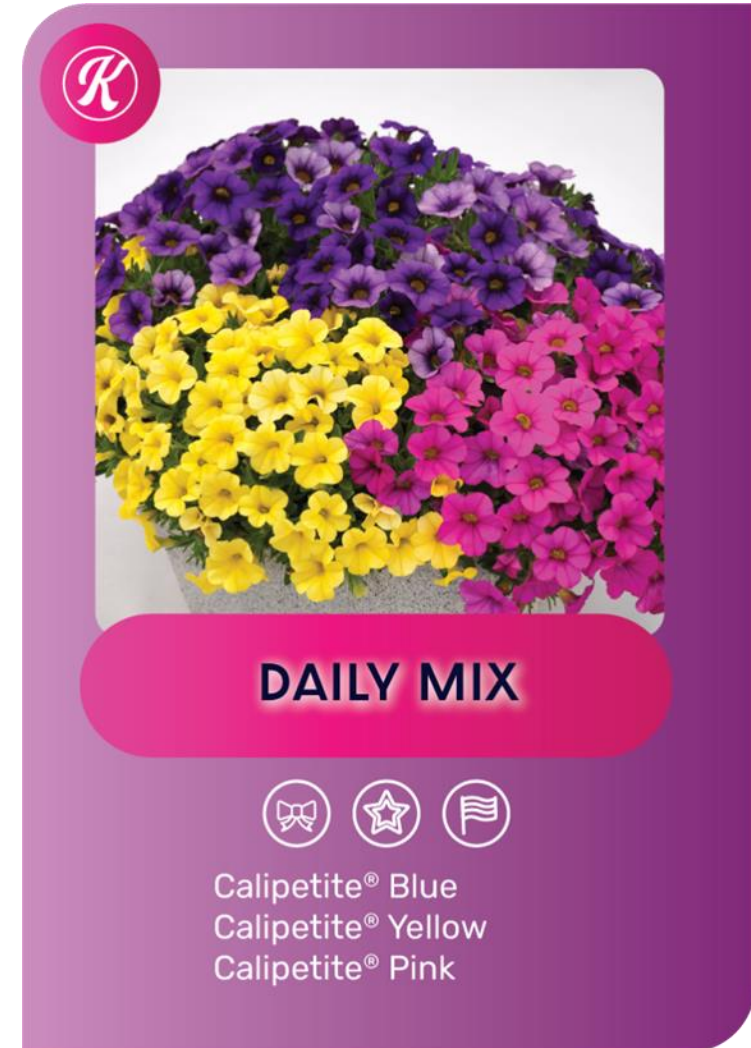


SuperCal Premium
Yellow Sun Imp



Tri-Color Calipetite Calibrachoa Kit

- Kit – Order Together
- Three Calipetite Varieties
- Day Neutral
- pH tolerant to 7.1
- Very Low Vigor
 - Deco Pots & Window Boxes
 - Feed well after establishing
 - NO PGRs NEEDED
- **3/6ppp**
 - **3ppp 6" (1 per color)**
 - **6ppp 8-10" (2 per color)**



Tri-Color Calipetite Calibrachoa Kit

Propagation

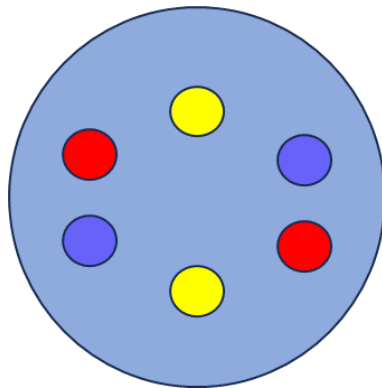
- Time: 5 Weeks
- pH: 5.5-6.2
- EC: 0.4-0.8 (1:2)
- Temp: 68-72F
- Hormone dips work well
- Mist well until roots initiate but too much mist can delay rooting
- Can pinch at transplant




Production

- Time from Transplant: 10-12 weeks
- EC: 0.9-1.3 (1:2)
- Temp: 65-68F
- NO PGRs needed to hold
- If needed, can use ProGibb or FlorGibb to push
 - Avoid Fascination, causes phytotoxicity
- Feed with a balanced fertilizer at 200-300ppm N
- Light to 6000fc



Tri-Color Calipetite Calibrachoa Kit



-  Calibrachoa
Calipetite Blue
-  Calibrachoa
Calipetite Yellow
-  Calibrachoa
Calipetite Red



Bi-Color Calipetite Calibrachoa Kit

- Kit – Order Together
- Two Calipetite Varieties
- Day Neutral
- pH tolerant to 7.1
- Very Low Vigor
 - Deco Pots & Window Boxes
 - Feed well after establishing
 - NO PGRs NEEDED
- **4/6ppp**
 - **4ppp 6" (2 per color)**
 - **6ppp 8-10" (3 per color)**



Bi-Color Calipetite Calibrachoa Kit

Propagation

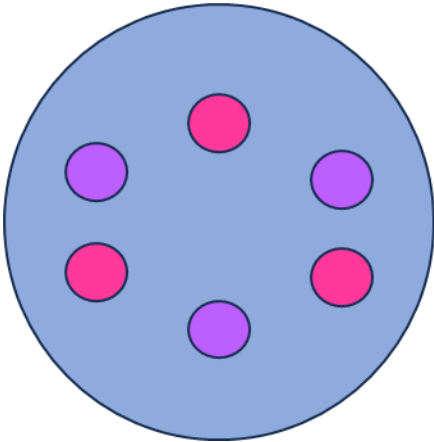
- Time: 5 Weeks
- pH: 5.5-6.2
- EC: 0.4-0.8 (1:2)
- Temp: 68-72F
- Hormone dips work well
- Mist well until roots initiate but too much mist can delay rooting
- Can pinch at transplant

Production

- Time from Transplant: 10-12 weeks
- EC: 0.9-1.3 (1:2)
- Temp: 65-68F
- NO PGRs needed to hold
- If needed, can use ProGibb or FlorGibb to push
 - Avoid Fascination, causes phytotoxicity
- Feed with a balanced fertilizer at 200-300ppm N
- Light to 6000fc



Bi-Color Calipetite Calibrachoa Kit



-  Calipetite Blue Splash
-  Calipetite Pink Splash



SunPatiens & Party Time Coleus Kit

- Kit – Order By Name
- Multiple Combos
 - 2 SunPatiens & 1 Coleus
 - 1 SunPatien & 1 Coleus
- Early Flowering and Perfect Uniformity
- 3 Season Item
- All URCs on same schedule
- **6ppp**
 - **Either 3 SunPatiens & 3 Coleus**
 - **OR 4 SunPatiens & 2 Coleus**
 - **** CAN do 4ppp [2 Coleus & 2(1/1)] SunPatiens**
 - **Consider inputs when ordering Kits**



SAKATA®

SunPatiens & Party Time Coleus Kit

Prop

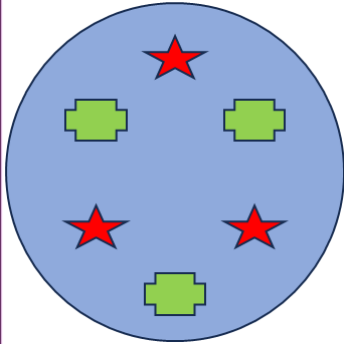
- Time: 2 - 3 Weeks
- pH 5.8 - 6.2
- EC 0.4 – 0.8
- Temp 72 – 75F
- Constant mist until roots emerge and then mist as needed
- Start feed @ 75ppm N at rooting
- Light to 3000fc after 10 days to avoid stretch and enhance branching

Production

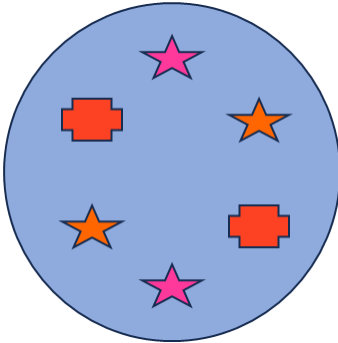
- Time: 8-10 Weeks
- pH 5.8 - 6.2
- EC 0.9 – 1.3
- Temp 65 – 78F
- Slowly dry down as liners establish, then using dry down to tone growth
- Feed with Calcium Nitrate blends to 150ppm N and full minors
- Bonzi drenches of 0.05 – 0.5ppm (Region dependent)



SunPatiens & Party Time Coleus Kit



- ★ SunPatiens Compact Red Candy
- ✚ Coleus Partytime Lime



- ★ SunPatiens Compact Rose Glow
- ★ SunPatiens Compact Electric Orange
- ✚ Coleus Partytime Crimson



Viking Begonia & Helichrysum Recipe

- Recipe
 - Order Seed/URC and schedule individually
 - Transplant & Finish together
- Viking Explorer spreads better to blend with Helichrysum
- Helichrysum Licorice used
 - Can use any trailing or spreading type
- 6ppp (3 of Each)



Viking Begonia & Helichrysum Recipe

Viking Explorer Plug Prop

- Time: 8 Weeks
- pH 5.5 - 6.0
- EC 0.4 – 0.8
- Temp 78F Stage 1 & taper to 72F
- High humidity until roots emerge and then mist as needed
- Start feed @ 75ppm N at rooting and increase towards transplant
- Light to 800fc after stage 1 to reduce crop time

Helichrysum Licorice URC Prop

- Time: 3-4 Weeks
- pH 5.8 - 6.2
- EC 0.9 – 1.3
- Temp 60 – 65F
- Avoid heavy mist and saturated media
- Avoid high feed, only low feed when rooted
- Pinch as needed to branch or hold



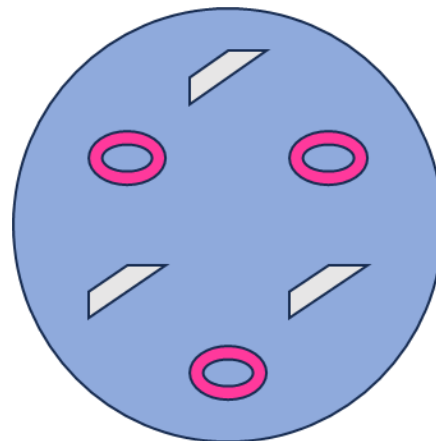
Viking Begonia & Helichrysum Recipe

Combo Production

- Time: 10-12 Weeks
- pH 5.5 - 6.0
- EC 0.9 – 1.3
- Pinching not necessary
- Allow dry downs and feed at 150ppm 15-5-15 or similar
- Establish at ~72F and can cool down to ~62F to tone
- Lighting to ~2500fc will speed flowering
- No need for PGRs



Viking Begonia & Helichrysum Recipe



Begonia Viking
Explorer Rose on
Green

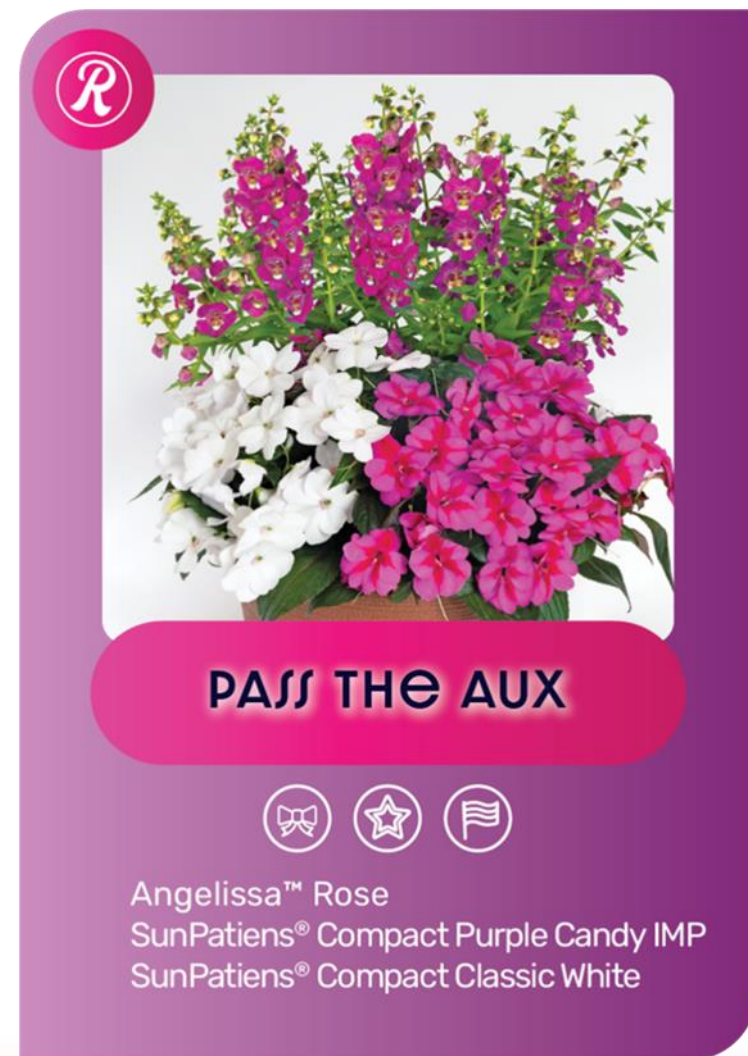


Helichrysum
Licorice Silver



SunPatiens & Angelonia Angelissa Recipe

- Recipe
 - Order URC and schedule individually
 - Transplant & Finish together
- Schedule for Success!
 - Stick Angelissa URC 1-2 weeks before SunPatiens
 - Larger liners of Angelissa can enhance look
- 6ppp (2 of each)
 - ***Can do 4ppp but consider planting diagram for desired look



SunPatiens & Angelonia Angelissa Recipe

SunPatiens Prop

- Time: 2 - 3 Weeks
- pH 5.8 - 6.2
- EC 0.4 – 0.8
- Temp 68 – 75F
- Constant mist until roots emerge and then mist as needed
- Start feed @ 75ppm N at rooting
- Light to 3000fc after 10 days to avoid stretch and enhance branching

Angelissa Prop

- Time: 4-5 Weeks
- pH 5.8 - 6.2
- EC 0.4 – 0.8
- Temp 72 – 75F
- Constant mist until roots emerge and then mist as needed
- Start feed @ 75ppm N at rooting
- Light to 3000fc after 1 week to avoid stretch and enhance branching
- Pinch at Transplant Week

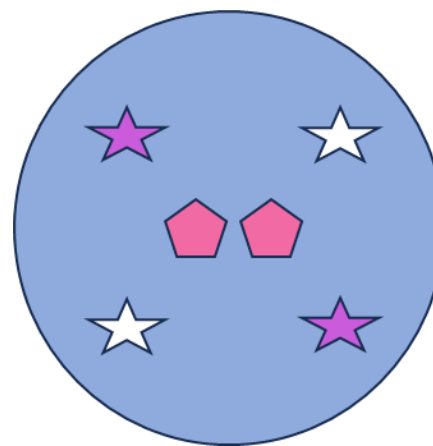
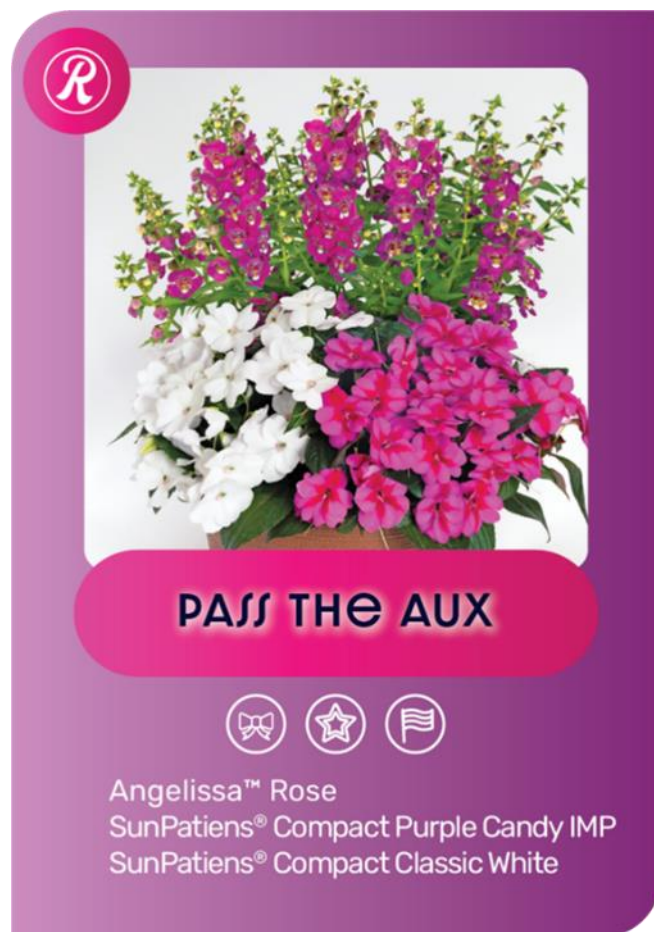


SunPatiens & Angelonia Angelissa Recipe

- **Transplant All Liners At Same Time**
- pH 5.8-6.2
- EC 0.9-1.3
- Temps 65 – 85F
- Water in well, then dry down slowly to establish root system
- Light to 5000fc or more for best branching and no stretch
- Calcium Nitrate blends are best, feed to 150ppm N
- Tone with nights in low 60s, negative DIF, morning temp drops
- Bonzi drenches of 0.05 – 0.5ppm (Regionally dependent)



SunPatiens & Angelonia Angelissa Recipe



Angelonia
Angelissa Rose



SunPatiens
Compact Purple
Candy IMP



SunPatiens
Compact Classic
White



SunPatiens & Angelonia Angelissa & Sundance Lantana Recipe

- Recipe
 - Order URC and schedule individually
 - Transplant & Finish together
- Schedule for Success!
 - Stick Angelonia & Lantana URC 1-2 weeks before SunPatiens
 - Larger liners of Angelissa & Sundance can enhance look
- 6ppp (2 of each)



SunPatiens & Angelonia Angelissa & Sundance Lantana Recipe

SunPatiens

- Time: 2 - 3 Weeks
- pH 5.8 - 6.2
- EC 0.4 – 0.8
- Temp 68 – 75F
- Constant mist until roots emerge and then mist as needed
- Start feed @ 75ppm N at rooting
- Light to 3000fc after 10 days to avoid stretch and enhance branching

Angelissa

- Time: 3 - 4 Weeks
- pH 5.8 - 6.2
- EC 0.4 – 0.8
- Temp 72 – 75F
- Constant mist until roots emerge and then mist as needed
- Start feed @ 75ppm N at rooting
- Light to 3000fc after 1 week to avoid stretch and enhance branching
- Pinch at Transplant Week

Sundance

- Time: 4 - 5 Weeks
- pH 5.8 - 6.2
- EC 0.4 – 0.8
- Temp 72 – 75F
- Constant mist until roots emerge and then mist as needed
- Start feed @ 100 ppm N at rooting

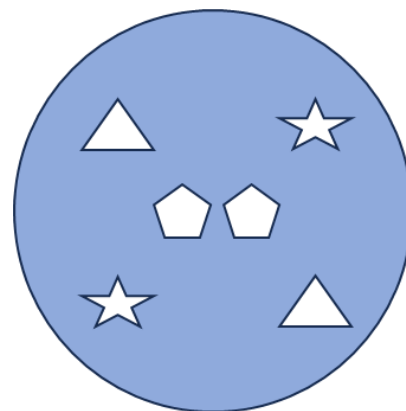





SunPatiens & Angelonia Angelissa & Sundance Lantana Recipe

- **Transplant All Liners At Same Time**
- pH 5.8-6.2 EC 0.9-1.3
- Temps 65 – 85F
- Water in well, then dry down slowly to establish root system
- Light to 5000fc or more for best branching and no stretch
- Calcium Nitrate blends are best, feed to 150ppm N
- Tone with nights in mid 60s, negative DIF, morning temp drops
- Push with warmer nights and feed on hot days
- Bonzi drenches of 0.05 – 0.5ppm (Regionally dependent)



SunPatiens & Angelonia Angelissa & Sundance Lantana Recipe



	Angelonia Angelissa White
	SunPatiens Compact Classic White
	Lantana Sundance White



SunPatiens & Angelonia Angelissa & Coleus Recipe

- Recipe
 - Order URC and schedule individually
 - Transplant & Finish together
- Schedule for Success!
 - Stick Angelissa URC 1-2 weeks before SunPatiens & Coleus
 - Larger liners of Angelissa can enhance look
 - Coleus 'Burgundy Wedding Train'
- 6ppp (2 of each)



SAKATA®

SunPatiens & Angelonia Angelissa & Coleus Recipe

SunPatiens & Coleus Prop

- Time: 2 - 3 Weeks
- pH 5.8 - 6.2
- EC 0.4 – 0.8
- Temp 68 – 75F
- Constant mist until roots emerge and then mist as needed
- Start feed @ 75ppm N at rooting
- Light to 3000fc after 10 days to avoid stretch and enhance branching

Angelissa Prop

- Time: 4-5 Weeks
- pH 5.8 - 6.2
- EC 0.4 – 0.8
- Temp 72 – 75F
- Constant mist until roots emerge and then mist as needed
- Start feed @ 75ppm N at rooting
- Light to 3000fc after 1 week to avoid stretch and enhance branching
- Pinch at Transplant Week

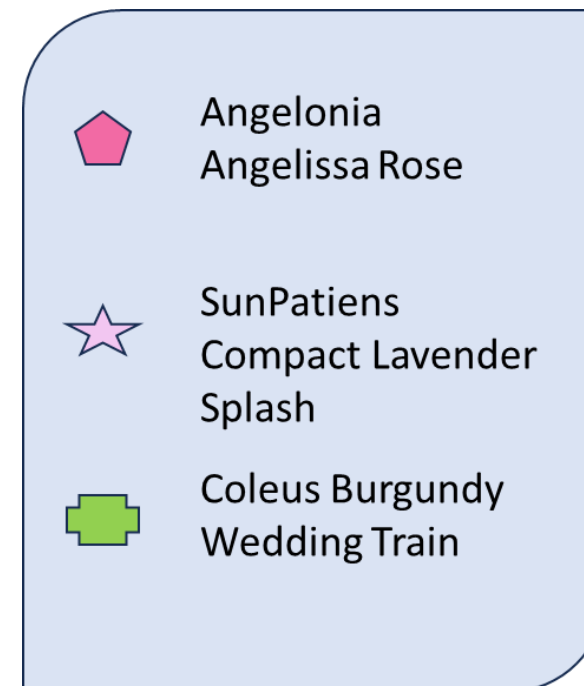
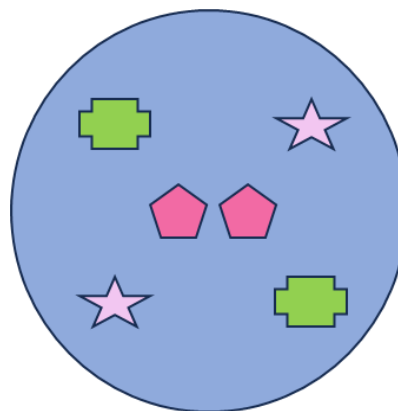


SunPatiens & Angelonia Angelissa & Coleus Recipe

- **Transplant All Liners At Same Time**
- pH 5.8-6.2
- EC 0.9-1.3
- Temps 65 – 85F
- Water in well, then dry down slowly to establish root system
- Light to 5000fc or more for best branching and no stretch
- Calcium Nitrate blends are best, feed to 150ppm N
- Tone with nights in low 60s, negative DIF, morning temp drops
- Bonzi drenches of 0.05 – 0.5ppm (Regionally dependent)



SunPatiens & Angelonia Angelissa & Coleus Recipe



Celosia & Coleus Party Time Recipe

- Recipe
 - Order URC & Seed and schedule individually
 - Transplant & Finish together
- Schedule for Success!
 - Larger Celosia transplants can enhance look
- 6ppp (2 Celosia, 4 Coleus)
 - ****Can do 4ppp (1 Celosia, 3 Coleus)**
 - Larger plugs of Celosia best to maintain look



Celosia & Coleus Party Time Recipe

Coleus Prop

- Time: 2 - 3 Weeks
- pH 5.8 - 6.2
- EC 0.4 – 0.8
- Temp 68 – 75F
- Constant mist until roots emerge and then mist as needed
- Start feed @ 75ppm N at rooting
- Light to 3000fc after 10 days to avoid stretch and enhance branching

Celosia Prop

- Time: 4-5 Weeks
- pH 5.8 - 6.2
- EC 0.4 – 0.8
- Temp 70 – 75F
- Constant mist until roots emerge and then water only as needed
- Start feed @ 75-100ppm N at rooting
- Light to 14-hour days after emergence to enhance branching and avoid flower set
- Transplant on time! Avoid root binding

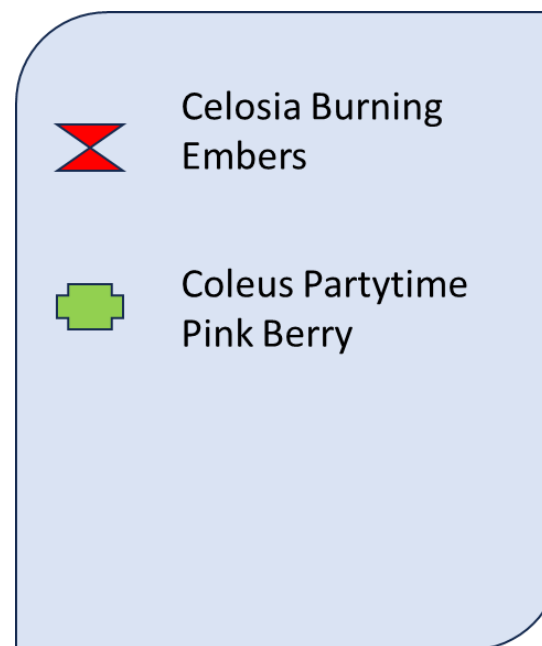
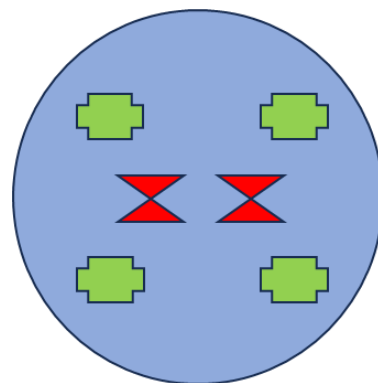


Celosia & Coleus Party Time Recipe

- **Transplant All Liners At Same Time**
- pH 5.8-6.2
- EC 0.9-1.3
- Temps 70-75F
- Feed with 150ppm N of Calcium Nitrate blends
 - Make sure Potassium supplemented to correct levels
 - Keep a minimum of 0.25ppm Boron
- Allow dry downs to achieve toned growth and avoid water born diseases
- Bonzi drenches of around 1.0 ppm can help tone during hottest months



Celosia & Coleus Party Time Recipe



Tri-Color Celosia Flamma Recipe

- Recipe – Order Separately
- 3 Seed items
- Extreme uniformity
- Larger plugs are beneficial
- 6ppp (2 of each)
 - **Can do 3ppp but consider pot size and schedule



Tri-Color Celosia Flamma Recipe

Propagation

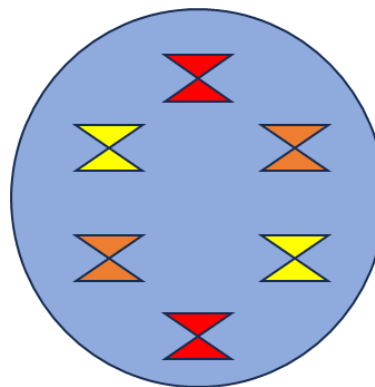
- Time: 4-5 Weeks
- pH 5.8 - 6.2
- EC 0.4 – 0.8
- Temp 70 – 75F
- Constant mist until roots emerge and then water only as needed
- Start feed @ 75-100ppm N at rooting
- Light to 14-hour days after emergence to enhance branching and avoid flower set
- **Transplant on time! Avoid root binding**
 - Bound Celosia plugs may bolt and/or flower

Production

- Time: 10 - 12 weeks
- pH 5.8 - 6.2
- EC 0.9 - 1.3
- Temp 65 – 75F
- Feed with 150ppm N of Calcium Nitrate blends
 - Make sure Potassium supplemented to correct levels
 - Keep a minimum of 0.25ppm Boron
- Allow dry downs to achieve toned growth and avoid water born diseases
- Short day length will enhance flowering
- Bonzi drenches of around 1.0 ppm can help tone during hottest months

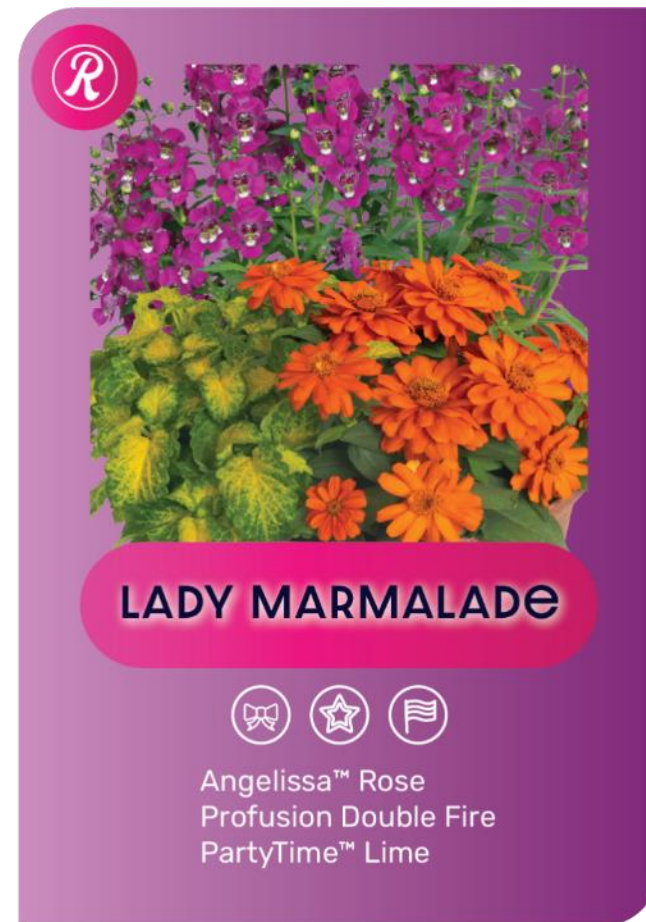


Tri-Color Celosia Flamma Recipe



Angelonia Angelissa & Profusion Zinnia & Coleus Party Time Recipe

- Recipe – Order Separate & Schedule
- 1 Seed item, 2 URC items
- Schedule for Success!
 - **Angelissa needs longer schedule than Coleus**
 - **Angelissa liners can benefit from being larger**
 - **Zinnia plugs can be larger and can be pinched**
- Transplant & Finish all together
- 6ppp (2ppp of each variety)
 - **Can do 3ppp but consider pot size and desired look



Angelonia Angelissa & Profusion Zinnia & Coleus Party Time Recipe

Profusion

- Time: 4 Weeks
- pH 5.8 - 6.2
- EC 0.4 – 0.8
- Temp 75F
- Saturate trays at sowing, then allow 48 hours of dryness to establish radicle
- Start feed @ 75ppm N at rooting
- Light to after 1 week to establish plugs
- Can pinch before transplant to enhance branching

Angelissa

- Time: 3 - 4 Weeks
- pH 5.8 - 6.2
- EC 0.4 – 0.8
- Temp 72 – 75F
- Constant mist until roots emerge and then mist as needed
- Start feed @ 75ppm N at rooting
- Light to 3000fc after 1 week to avoid stretch and enhance branching
- Pinch at Transplant Week

Party Time

- Time: 3 Weeks
- pH 5.8 - 6.2
- EC 0.4 – 0.8
- Temp 72 – 75F
- KIBA sprays enhance rooting
- Constant mist until roots emerge and then mist as needed
- Start feed @ 150 ppm N at rooting
- Dry down after rooting to strengthen against disease

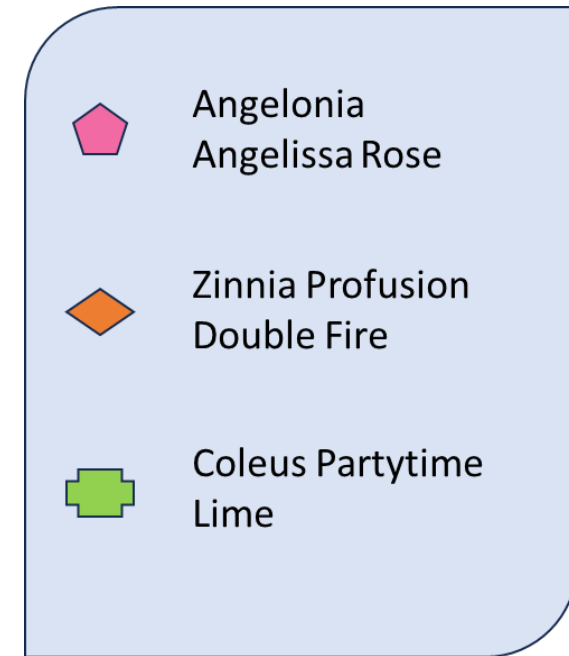
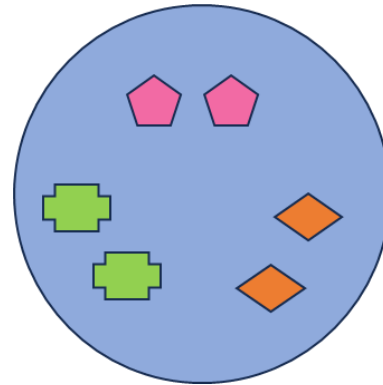


Angelonia Angelissa & Profusion Zinnia & Coleus Party Time Recipe

- **Transplant All Liners At Same Time**
- pH 5.8-6.2
- EC 0.9-1.3
- Temps 70 – 85F
- Water in well, then dry down slowly to establish root system
- Light to 5000fc or more for best branching and no stretch
- Calcium Nitrate blends are best, feed to 150ppm N
- Bonzi drenches of 1.0-2.0ppm (Regionally dependent)

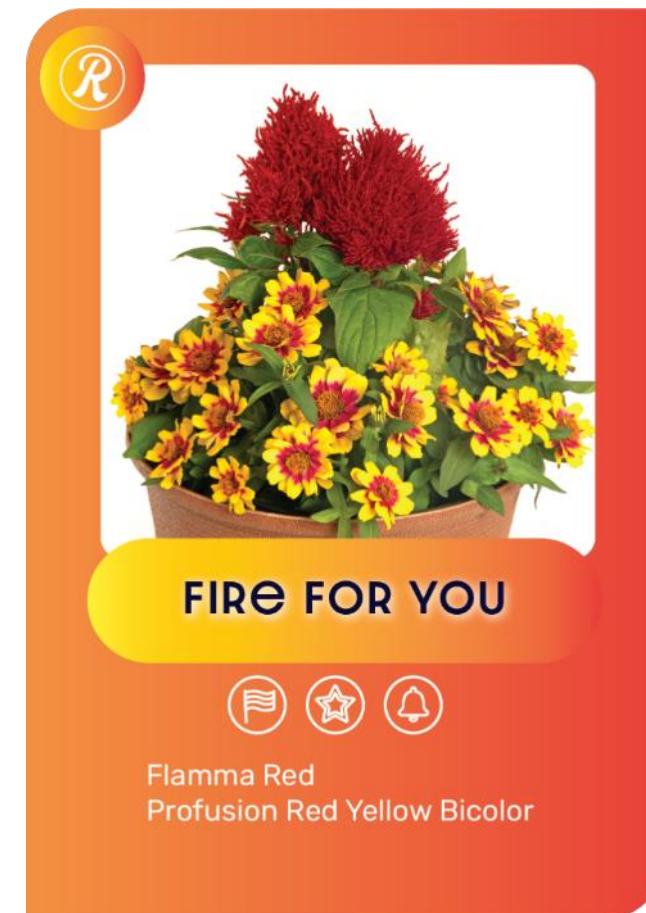


Angelonia Angelissa & Profusion Zinnia & Coleus Party Time Recipe



Celosia Flamma & Profusion Zinnia Recipe

- Recipe
 - Order URC & Seed and schedule individually
 - Transplant & Finish together
- Schedule for Success!
 - Larger transplants can enhance look
- 6ppp (2 Celosia, 4 Zinnia)
 - ****Can do 4ppp (1 Celosia, 3 Zinnia)**
 - Larger plugs of Celosia best to maintain look



Celosia Flamma & Profusion Zinnia Recipe

Zinnia Profusion

- Time: 4 Weeks
- pH 5.8 - 6.2
- EC 0.4 – 0.8
- Temp 75F
- Saturate trays at sowing, then allow 48 hours of dryness to establish radicle
- Start feed @ 75ppm N at rooting
- Light to after 1 week to establish plugs and avoid early flowering
- Can pinch before transplant to enhance branching

Celosia Flamma

- Time: 4-5 Weeks
- pH 5.8 - 6.2
- EC 0.4 – 0.8
- Temp 70 – 75F
- Constant mist until roots emerge and then water only as needed
- Start feed @ 75-100ppm N at rooting
- Light to 14-hour days after emergence to enhance branching and avoid flower set
- **Transplant on time! Avoid root binding**
 - **Bound Celosia plugs may bolt and/or flower**

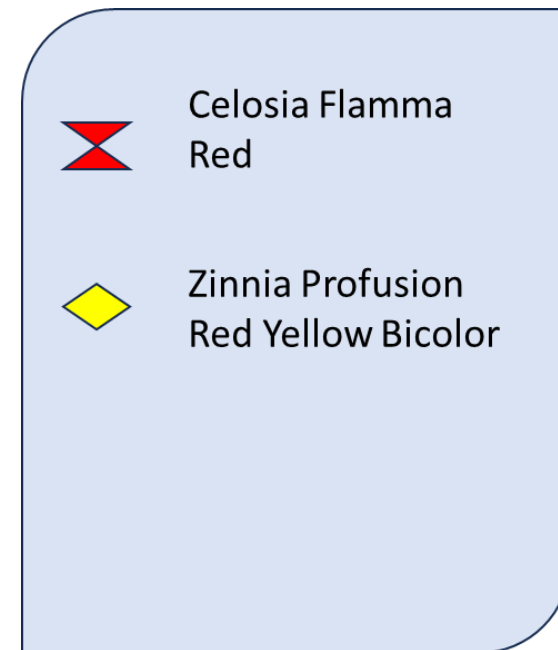
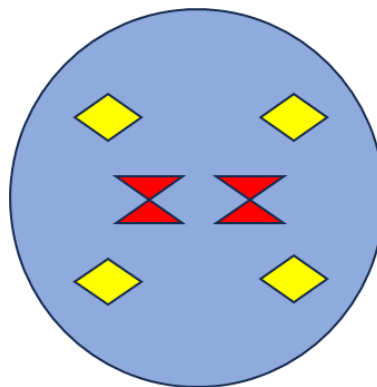
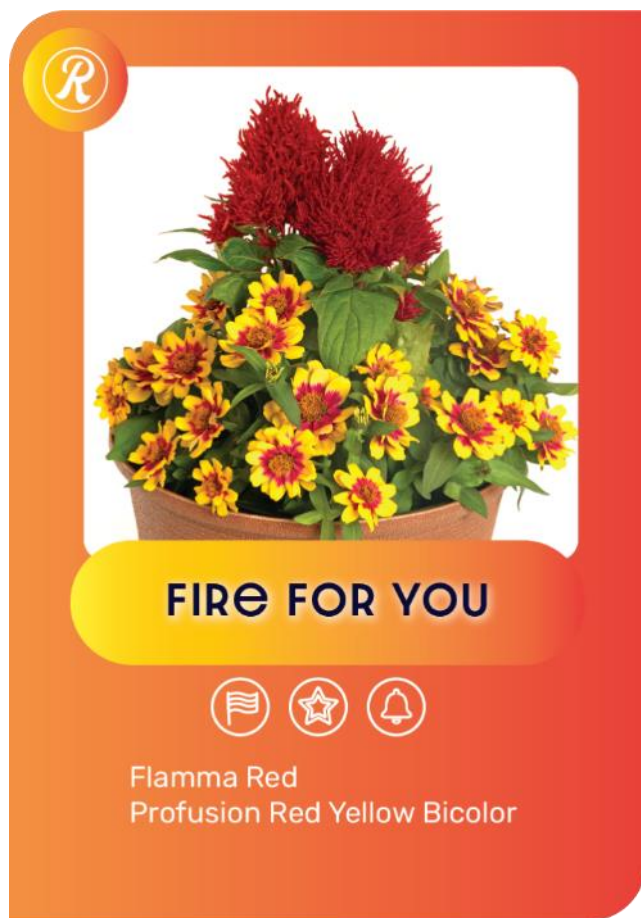


Celosia Flamma & Profusion Zinnia Recipe

- Transplant to Finish: 9-10 weeks
- pH 5.8 - 6.2
- EC 0.9 - 1.3
- Temp 65 – 75F
- Feed with 150ppm N of Calcium Nitrate blends
 - Make sure Potassium supplemented to correct levels
 - Keep a minimum of 0.25ppm Boron
- Allow dry downs to achieve toned growth and avoid water born diseases
- Short day length will enhance flowering
- Bonzi drenches of 1.0-2.0ppm can help tone during hottest months



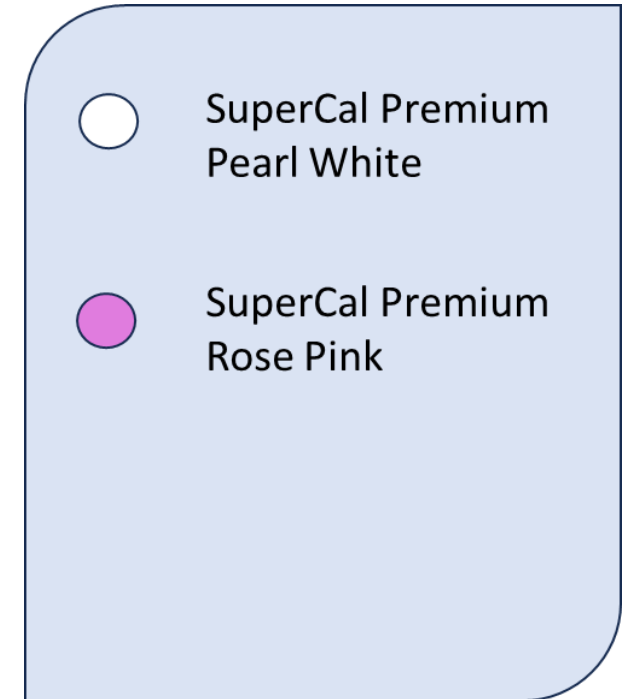
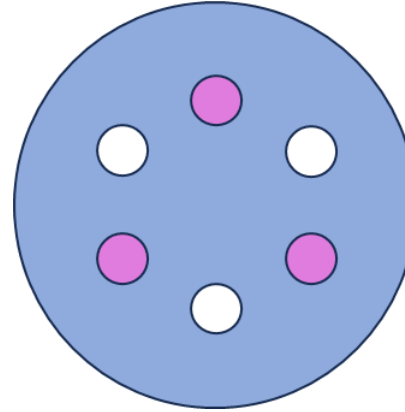
Celosia Flamma & Profusion Zinnia Recipe



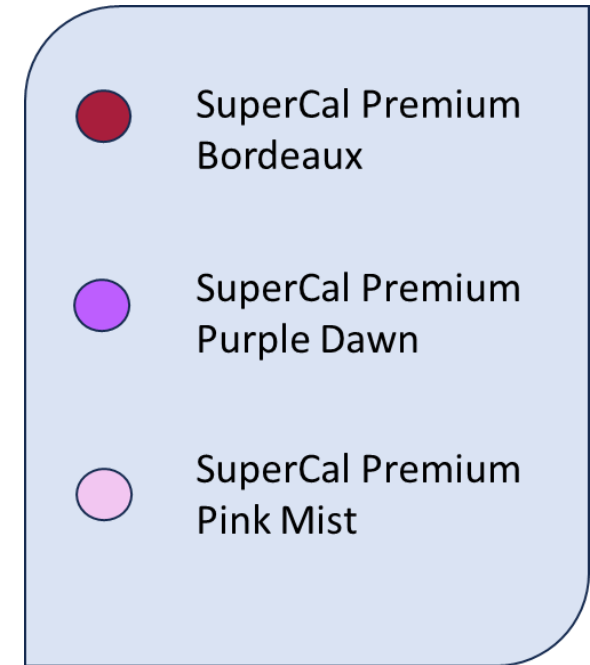
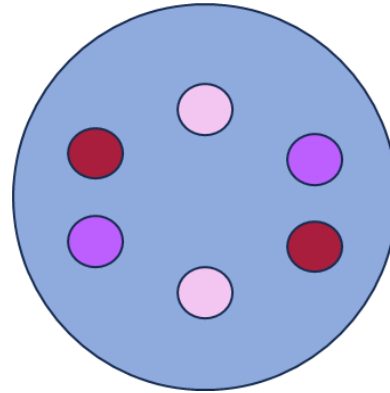
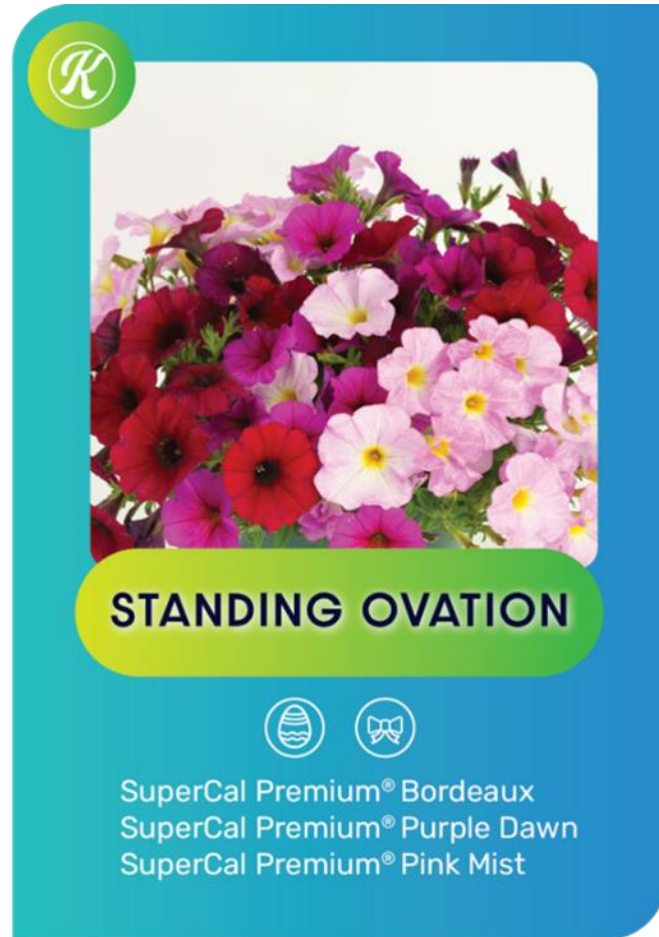
PLANTING DIAGRAMS



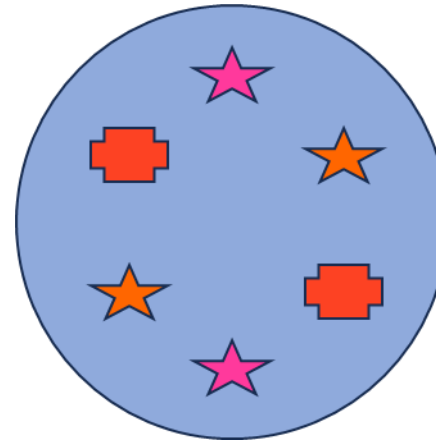
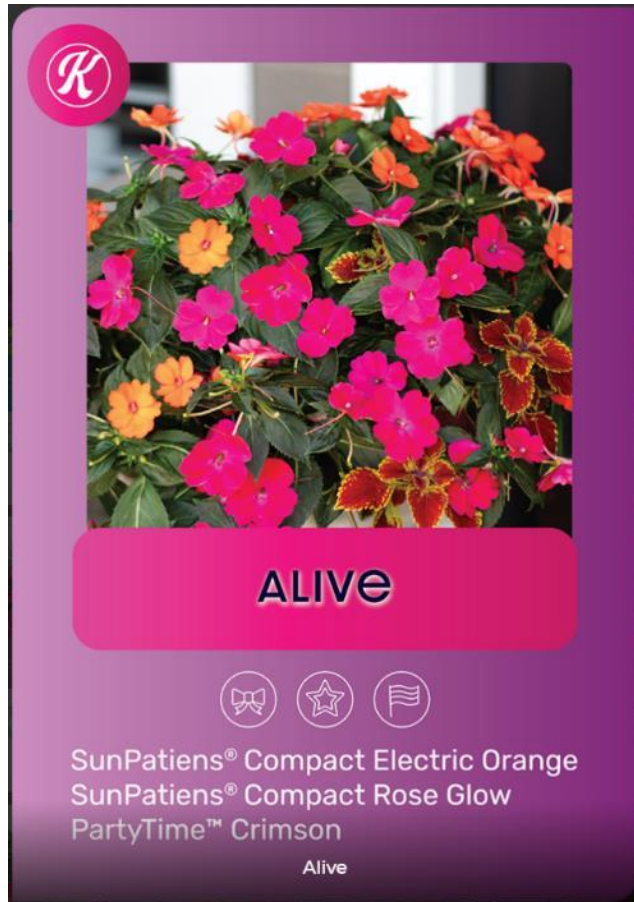
DREAMY DUET






STANDING OVATION



ALIVE

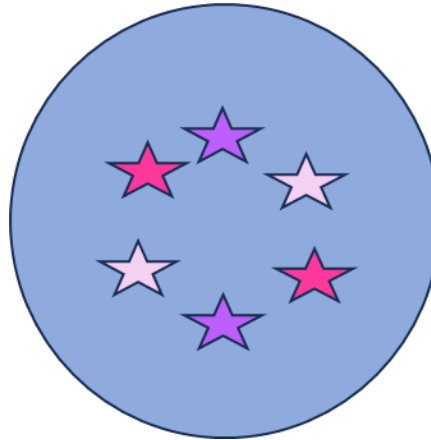


-  SunPatiens Compact Rose Glow
-  SunPatiens Compact Electric Orange
-  Coleus Partytime Crimson



SAKATA®

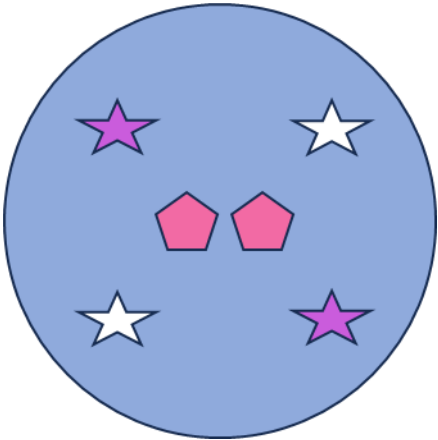
BEST FRIENDS FOREVER



- ★ SunPatens
Compact Lavender
- ★ SunPatens
Compact Classic
White
- ★ SunPatens
Compact Rose
Glow



BEST OF TIMES





Angelonia
Angelissa Rose




SunPatiens
Compact Purple
Candy IMP



Senecio Silver
Gleam



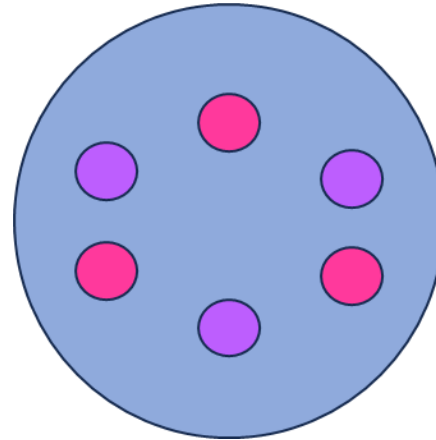
BOOMBOX BOOGIE





- ★ SunPatens Compact Lavender
- ★ SunPatens Compact Classic White
- ★ SunPatens Compact Rose Glow



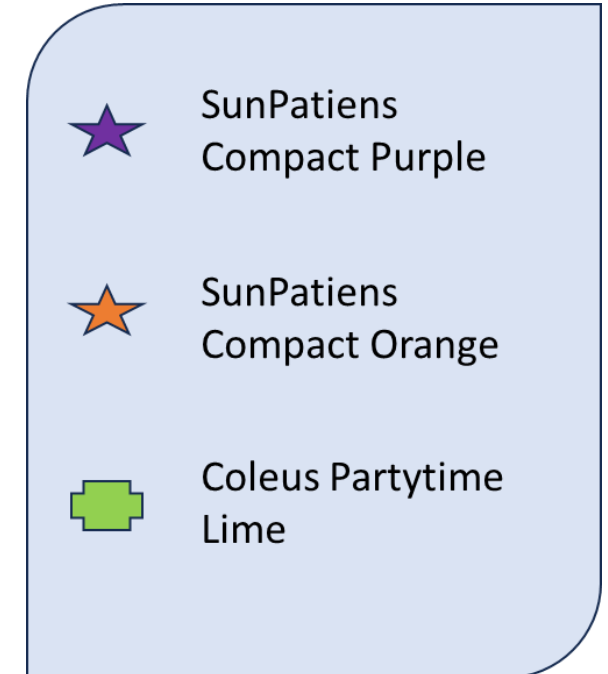
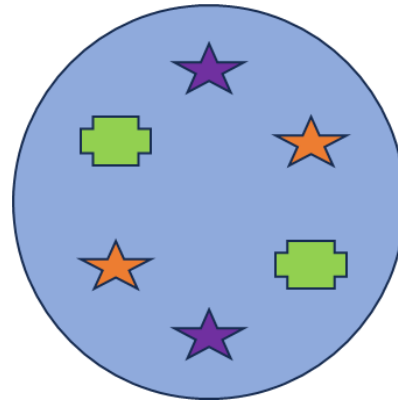
BORN TO HULA



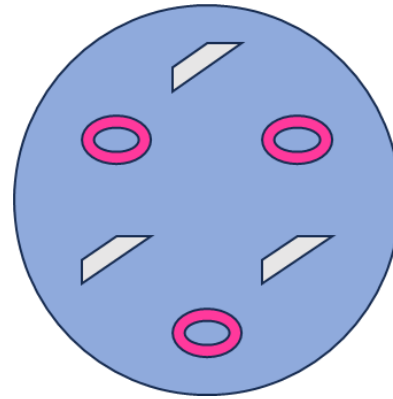
-  SunPatiens Compact Red Candy
-  SunPatiens Compact Purple Candy Improved



CAJUN CHORUS



CHOIRMASTER



Begonia Viking
Explorer Rose on
Green



Helichrysum
Licorice Silver



DAILY MIX

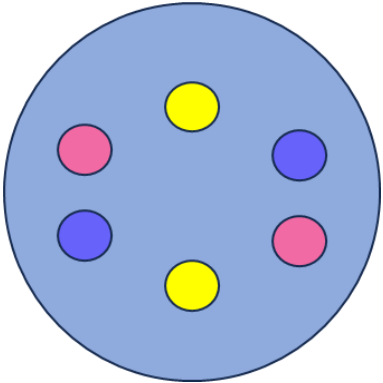






DAILY MIX



Calipetite® Blue
Calipetite® Yellow
Calipetite® Pink



-  Calibrachoa
Calipetite Blue
-  Calibrachoa
Calipetite Yellow
-  Calibrachoa
Calipetite Pink



DOO-WOP

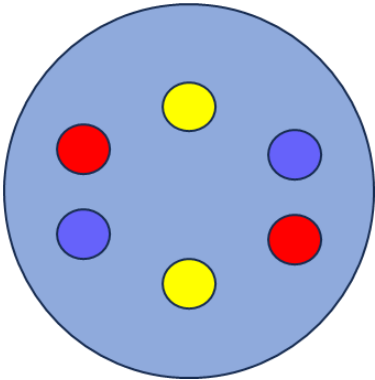




DOO-WOP



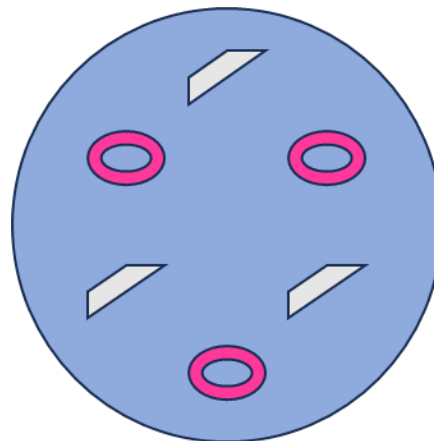
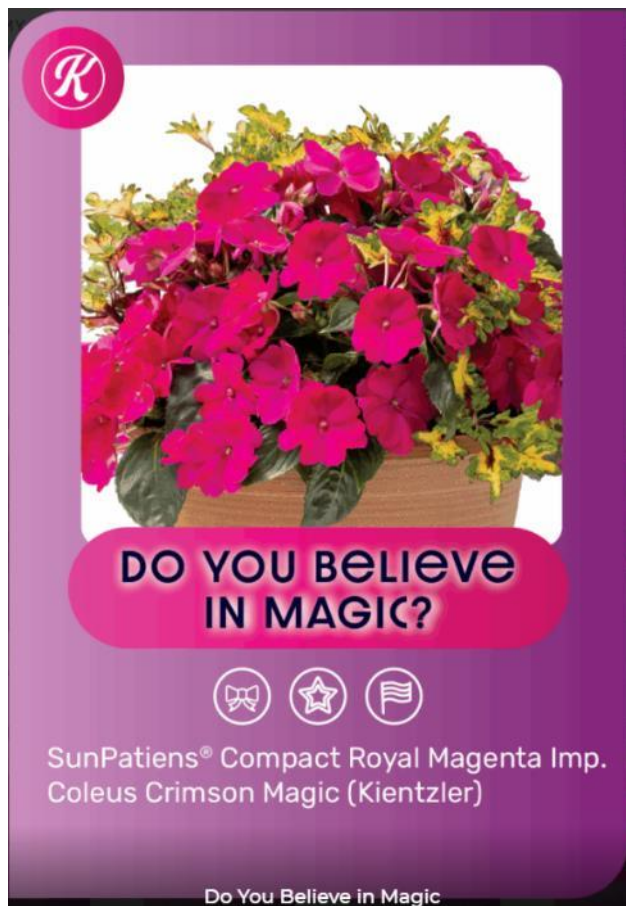
Calipetite® Blue
Magic Carpet Yellow
Calipetite® Red



-  Calibrachoa
Calipetite Blue
-  Mecardonia Magic
Carpet Yellow
-  Calibrachoa
Calipetite Red



DO YOU BELIEVE IN MAGIC?



SunPatiens
Compact Royal
Magenta Improved

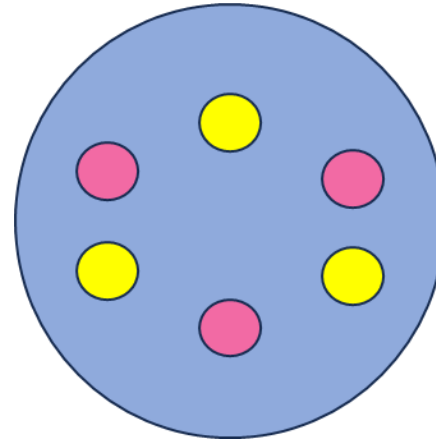
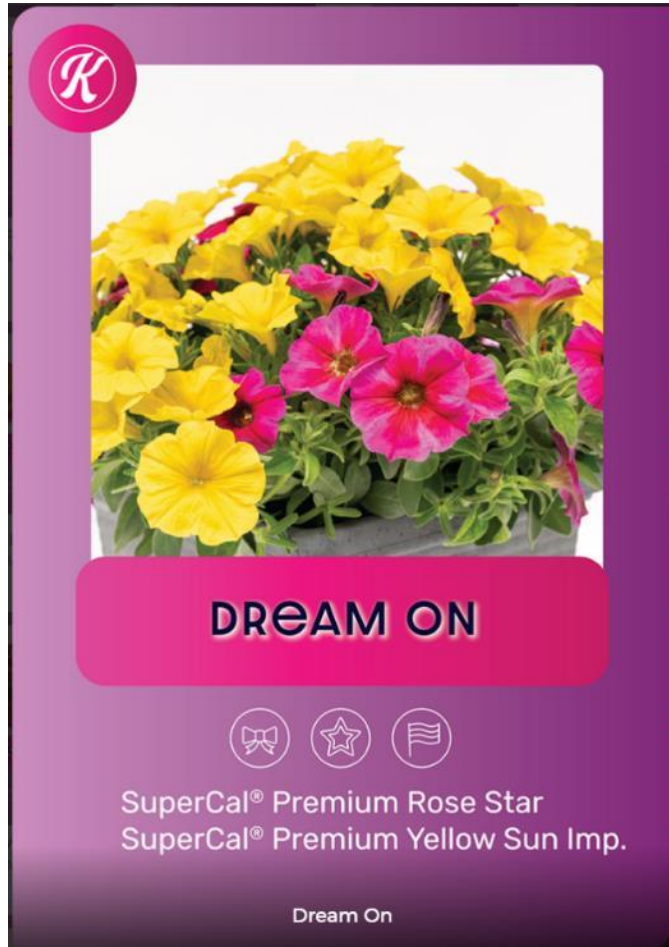




Coleus Crimson
Magic



SAKATA®

DREAM ON



-  SuperCal Premium Rose Star
-  SuperCal Premium Yellow Sun Imp



ELECTRIC LADY

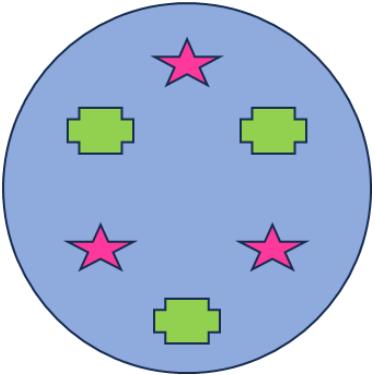





ELECTRIC LADY




SunPatiens® Compact Rose Glow
PartyTime™ Pink Berry





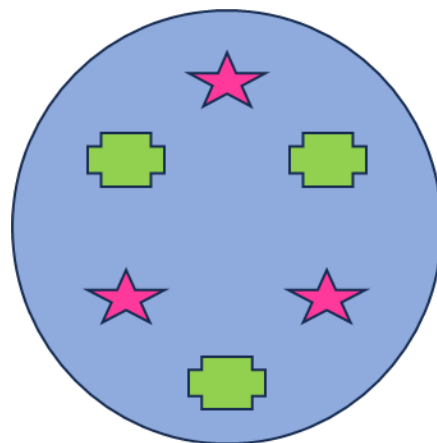
SunPatiens
Compact Rose
Glow



Coleus Partytime
Pink Berry



FRIDAY I'M IN LOVE



SunPatiens
Compact Rose
Glow

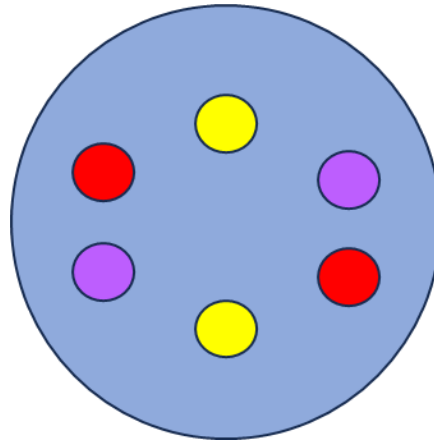
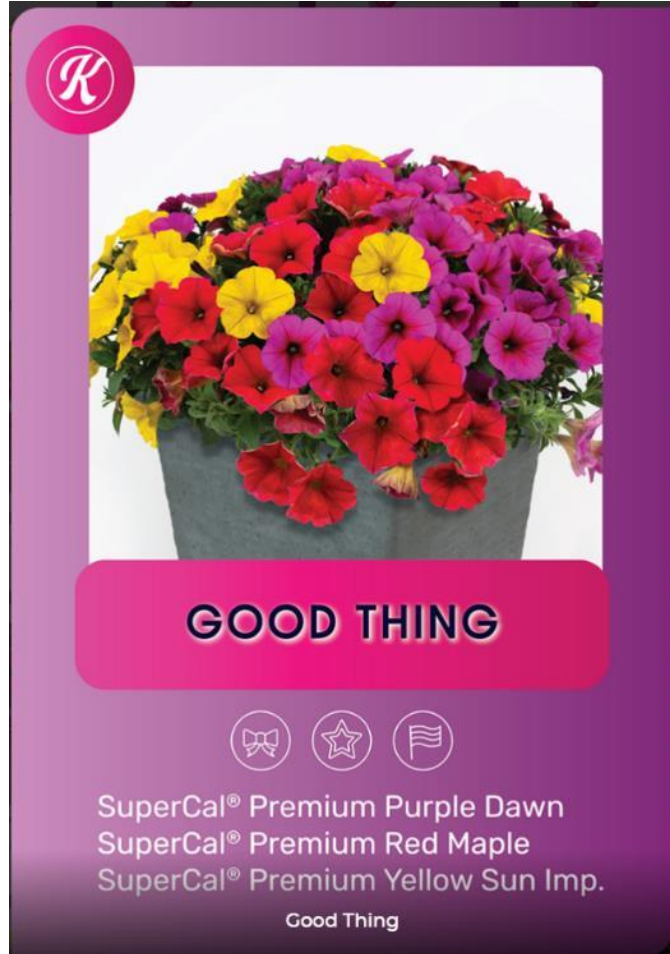


Coleus Partytime
Pink Berry



SAKATA®

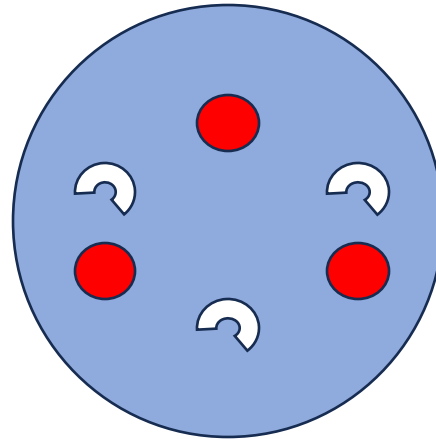
GOOD THING



-  SuperCal Premium Red Maple
-  SuperCal Premium Purple Dawn
-  SuperCal Premium Yellow Sun Imp



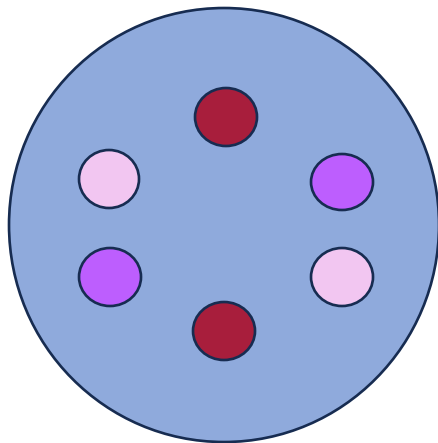
HOT IN THE CITY





-  SunPatiens Compact Bright Purple
-  Coleus PartyTime Orange



IT'S A LOVE THING



-  SuperCal Blue Eyed Rose
-  SuperCal Shocking Pink
-  SuperCal Cherry Imp



KISS FROM A ROSE

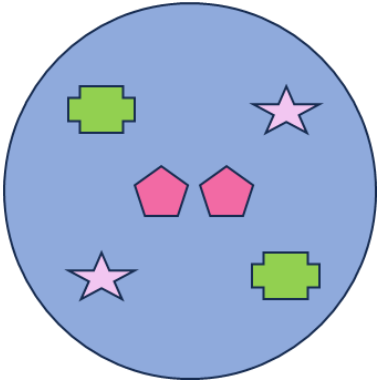





KISS FROM A ROSE




Angelissa™ Rose
SunPatiens® Compact Lavender Splash
Coleus Burgundy Wedding Train






Angelonia
Angelissa Rose



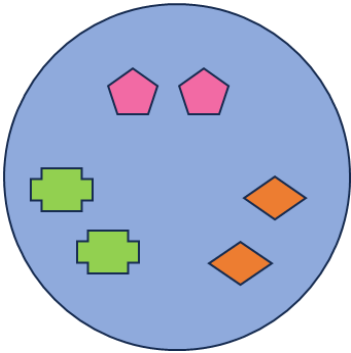
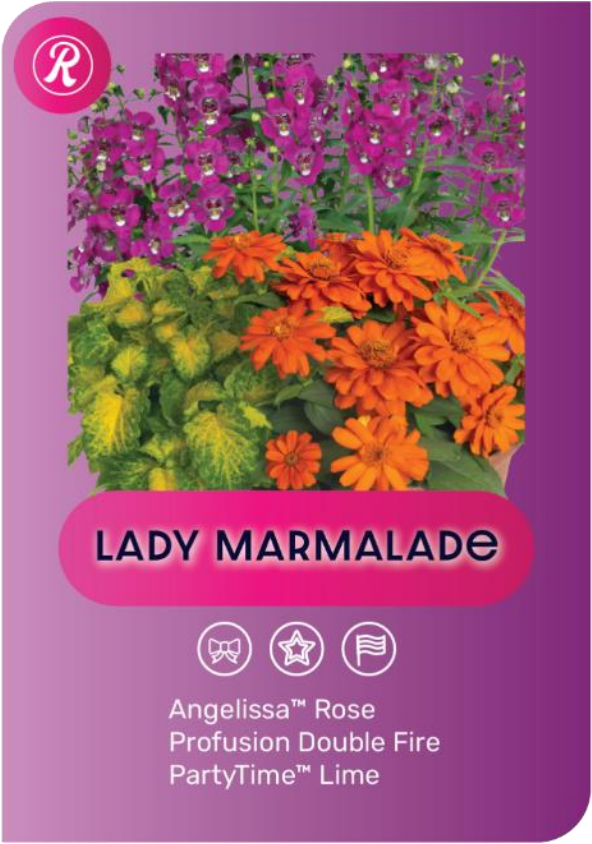
SunPatiens
Compact Lavender
Splash




Coleus Burgundy
Wedding Train




LADY MARMALADE






Angelonia
Angelissa Rose



Zinnia Profusion
Double Fire



Coleus Partytime
Lime



LOVE BALLAD

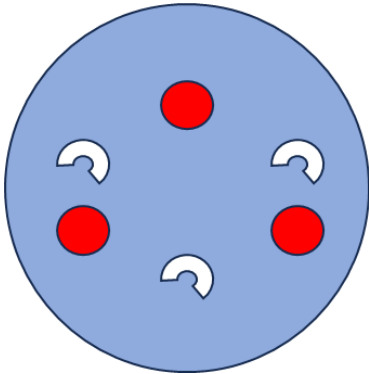





LOVE BALLAD




SuperCal Premium® Red Maple
Gypsy White





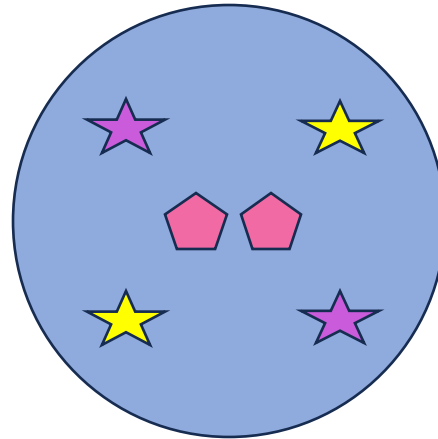
SuperCal Premium
Red Maple






Gypsophila Gypsy
White



MISSISSIPPI QUEEN



	Angelonia Angelissa Purple
	SunPatiens Compact Royal Magenta Imp
	Lantana Sundance Yellow



NEON NINETIES

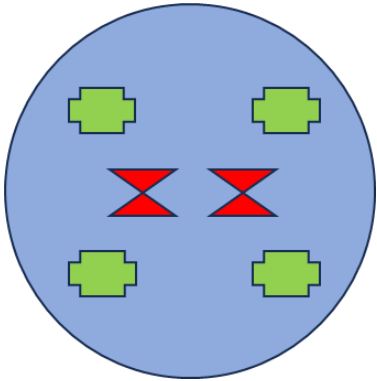




NEON NINETIES



Burning Embers
PartyTime™ Pink Berry



Celosia Burning
Embers



Coleus Partytime
Pink Berry



PASS THE AUX





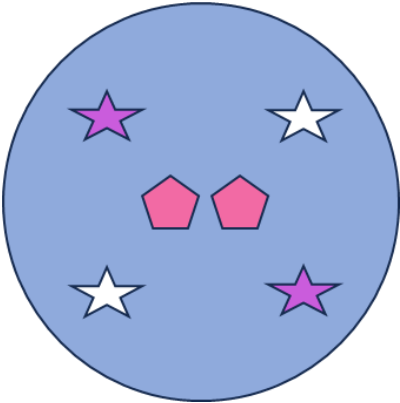
PASS THE AUX









Angelissa™ Rose
SunPatiens® Compact Purple Candy IMP
SunPatiens® Compact Classic White





Angelonia
Angelissa Rose



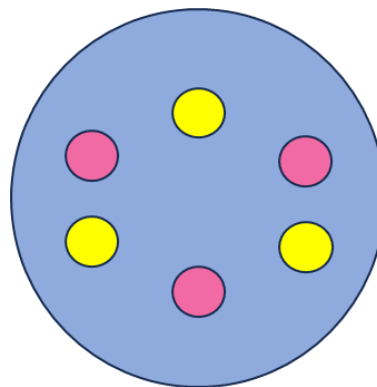
SunPatiens
Compact Purple
Candy IMP



SunPatiens
Compact Classic
White



PINK CADILLAC



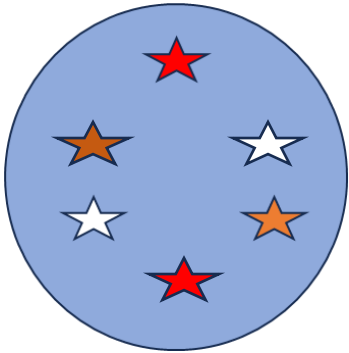
- Calibrachoa
Calipetite Pink
- Mecardonia Magic
Carpet Yellow






POP LIFE

POP LIFE

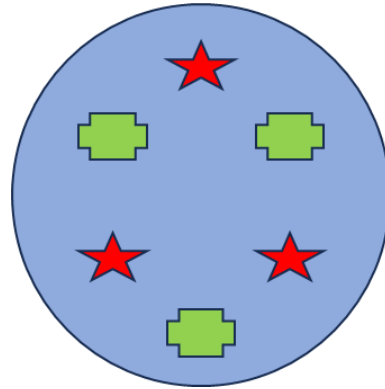
SunPatiens® Compact Red Candy
SunPatiens® Compact Classic White
SunPatiens® Compact Hot Coral



-  SunPatiens Compact Red Candy
-  SunPatiens Compact Classic White
-  SunPatiens Compact Hot Coral



ROCKABILLY RED



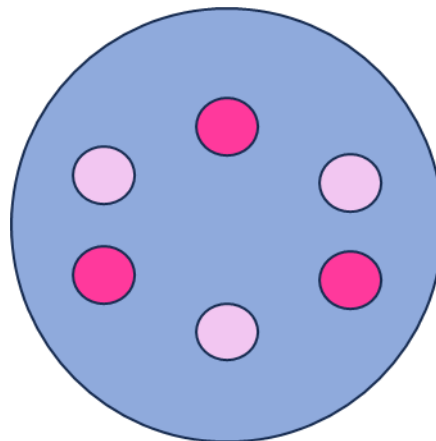
SunPatiens
Compact Red
Candy





Coleus Partytime
Lime



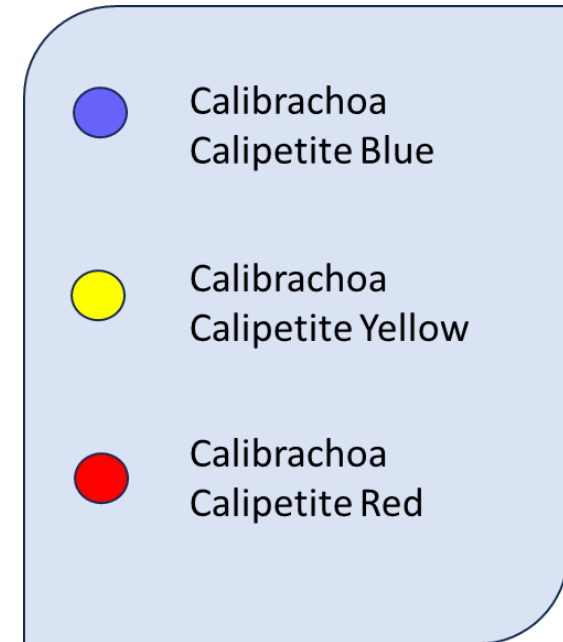
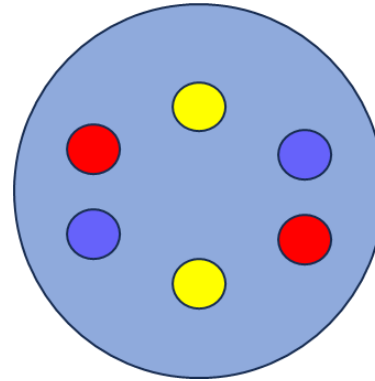
SPICE UP YOUR LIFE



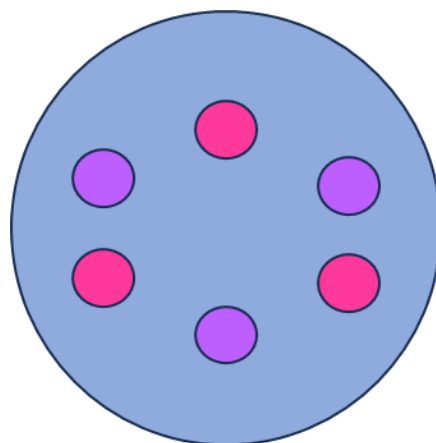
-  SuperCal Premium Coral Star
-  SuperCal Premium Pink Mist



SUMMER SOUNDTRACK

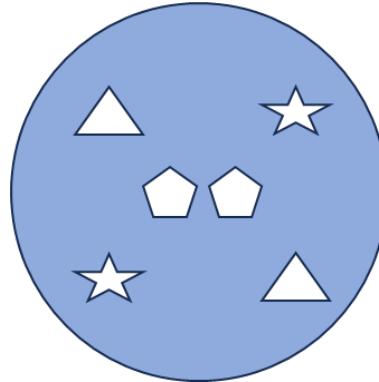





TWO TICKETS TO PARADISE



-  Calipetite Blue Splash
-  Calipetite Pink Splash

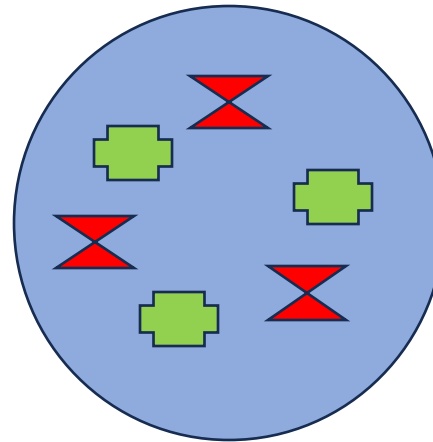
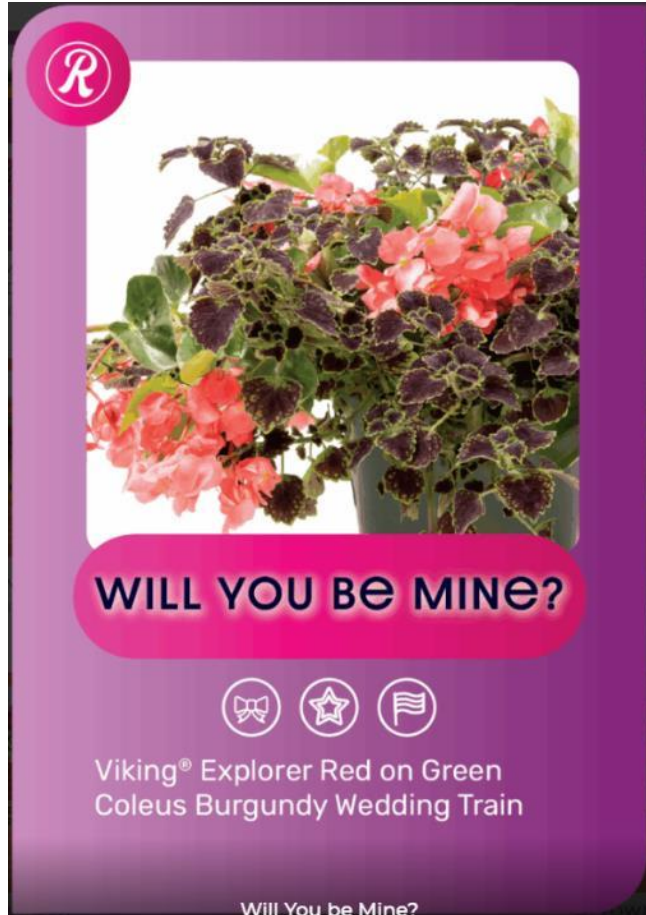
WHITE LIGHTNING



	Angelonia Angelissa White
	SunPatiens Compact Classic White
	Lantana Sundance White



WILL YOU BE MINE



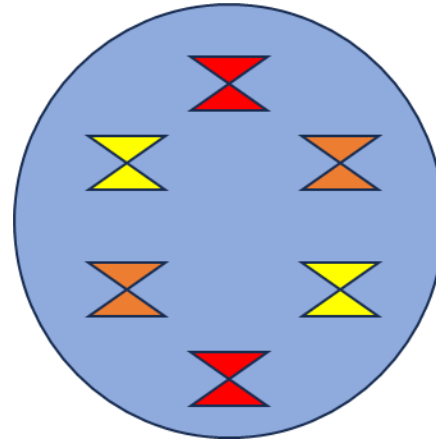
Viking Explorer Red
On Green




Coleus Burgundy
Wedding Train



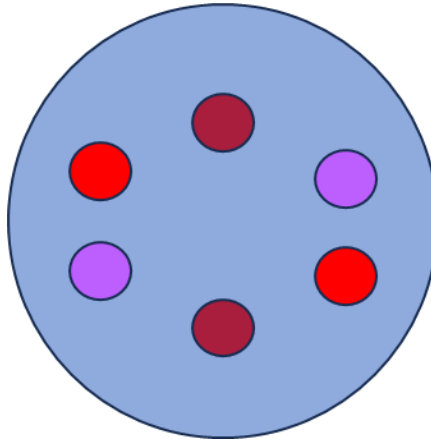
AUTUMN DAY



-  SuperCal Premium Red Maple
-  SuperCal Premium Sunset Orange Imp
-  SuperCal Premium Bordeaux



CRIMSON AND CLOVER



-  SuperCal Premium Red Maple
-  SuperCal Premium Purple Dawn
-  SuperCal Premium Bordeaux



FIRE FOR YOU

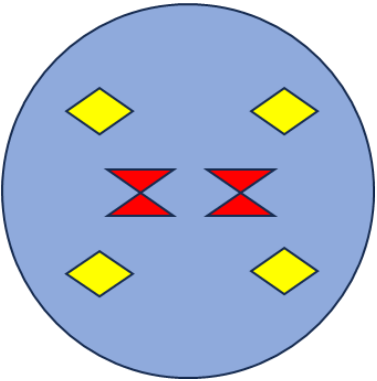




FIRE FOR YOU



Flamma Red
Profusion Red Yellow Bicolor





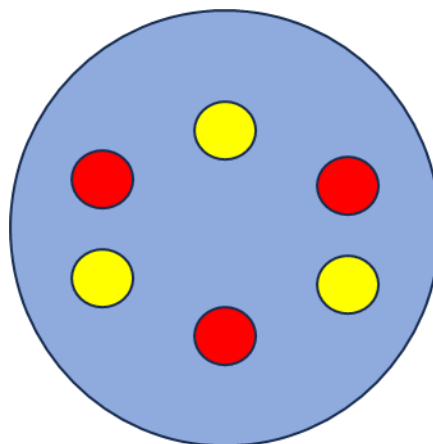
Celosia Flamma
Red





Zinnia Profusion
Red Yellow Bicolor



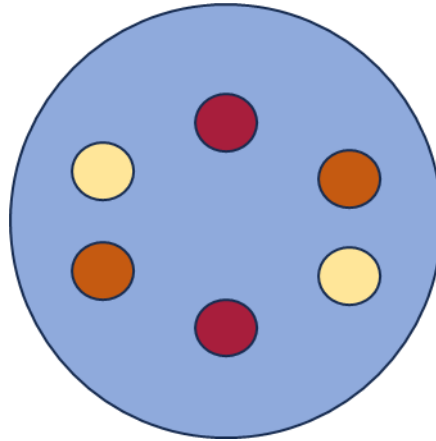
FIRE IN THE SKY IMPROVED



-  SuperCal Premium Red Maple
-  SuperCal Premium Yellow Sun Imp



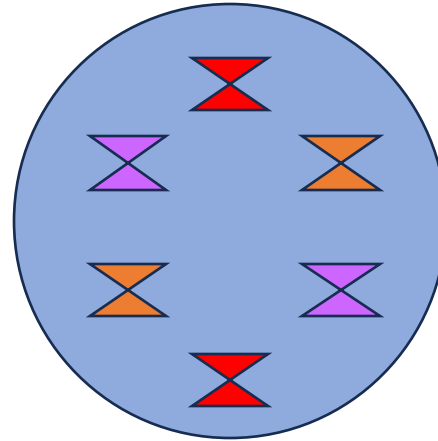
MARRAKESH EXPRESS



-  SuperCal Premium Cinnamon
-  SuperCal Premium French Vanilla
-  SuperCal Premium Bordeaux



SEASONS CHANGE



SunPatiens Petite
Scarlet Red



SunPatiens Petite
Purple

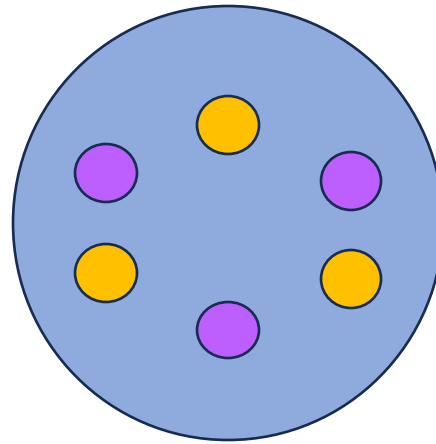




SunPatiens Petite
Orange



SAKATA®

SOMETHING IN THE ORANGE



-  SuperCal Premium Sunset Orange Imp
-  SuperCal Premium Rose Star



UPTOWN FUNK

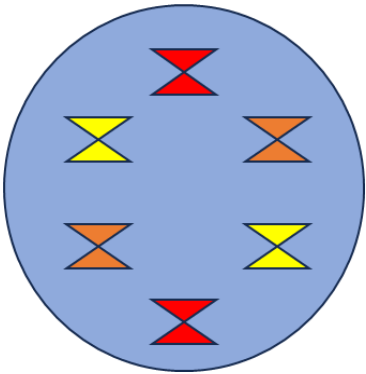





UPTOWN FUNK



Flamma Red
Flamma Golden
Flamma Orange





Celosia Flamma Red



Celosia Flamma Golden



Celosia Flamma Orange

